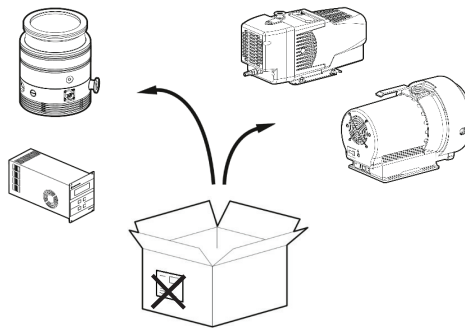


Agilent Exchange Program

Product return instructions

Replacement


Unpack the exchange product and keep the box for further use.



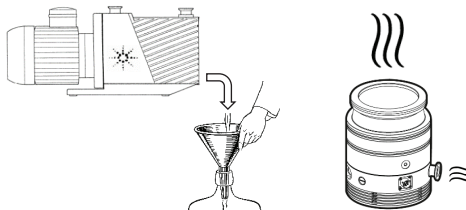
Remove existing labels.

Defective product

Remove all accessories.



Drain any oils or other liquids.




Purge or flush all gasses.

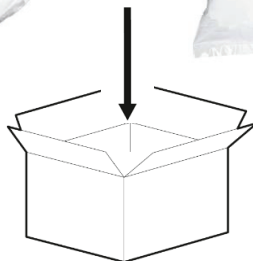
Wipe off any excess residue.



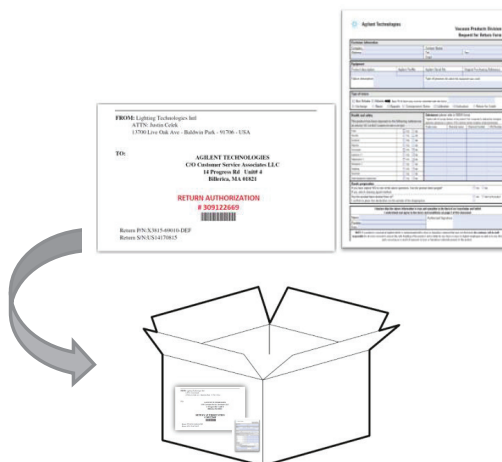
Seal the product in a plastic bag.



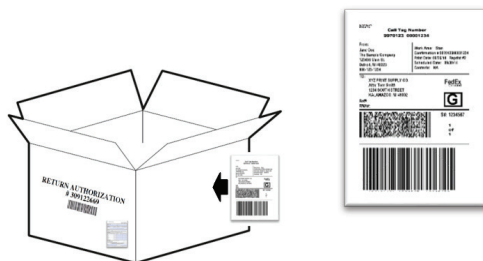
Re-use the packaging from the Exchange.



Provide a copy of the signed Request for Return form and add the Return Authorization number on the outside of the package.



Put a TNT/FEDEX/DHL label on the package.



Make the package ready for collection.

www.agilent.com/chem

DE44231.4489467593

This information is subject to change without notice.

© Agilent Technologies, Inc. 2021
Printed in the USA, February 4, 2021
5994-3050EN